
Carriage House COLLECTION



Charming carriage house design
paired with the thermal
performance of insulated steel.

The Genuine. The Original.





Carriage House Collection doors combine distinctive carriage house designs and superior insulated steel construction to create a harmonious blend of elegance and strength.




Image above: Model 7540, E3 panel (307), 8' high, Gray painted finish, 12 Window Square, decorative hardware
Cover image: Model 7540, A panel (303), 8' high, Walnut stained finish, Plain Window Square, decorative hardware

Built Better from the Inside Out

Door construction

Carriage House Collection garage doors are available in a wide array of stained and painted finishes. An embossed wood-grain texture captures the look of a classic carriage house door. Customize the appearance of these garage doors with windows and decorative hardware for even greater curb appeal.




Polyurethane insulation

Provides thermal efficiency with an R-value* of 10.



Durable finish

Hot-dipped galvanized steel with two coats of baked-on polyester paint.



Bulb-type bottom weatherseal

Guards against wind and rain while providing a cushion when closing.



Embossed wood grain texture

Adds beauty, sophistication and durability.

Limited Lifetime warranty that protects against section rust-through for as long as you own your home. Also included is a one-year non-transferable, Limited warranty ensuring high standards for materials and workmanship.

WindStorm™ wind load-rated system

Available on select products to meet regulations for a variety of wind speeds, including hurricane-force winds, and meet the most stringent local building codes.

* Overhead Door Corporation uses a calculated door section R-value for our insulated doors.



Door Designs

Select your door panel style

1

Choose a panel style

Note:
Previous model numbers and panel styles are noted in parentheses in gray.

Model 7540 Square top

	Horizontal Overlay (H) (301)	Horizontal Vertical Overlay (E2) (302)	A Shaped Overlay (A) (303)	V Shaped Overlay (V) (304)	Recessed Flush Panel (RFP) (305)	Mixed Panel (MP) (306)	Horizontal Vertical Overlay (E3) (307)	Horizontal Vertical Overlay (E4) (308)	X Shaped Overlay (X) (309)
7' high									
8' high									

Model 7540 Arched top

	Horizontal Overlay (H) (301)	Horizontal Vertical Overlay (E2) (302)	A Shaped Overlay (A) (303)	V Shaped Overlay (V) (304)	Recessed Flush Panel (RFP) (305)	Mixed Panel (MP) (306)	Horizontal Vertical Overlay (E3) (307)	Horizontal Vertical Overlay (E4) (308)	X Shaped Overlay (X) (309)
7' high						No arched option available			
8' high						No arched option available			



Model 7540, X panel (309) 7' high, Red Oak stained finish

Carriage House COLLECTION
Door Designs

Select your door panel finish

2 Choose a color

Painted finishes



White (Standard)



Gray



Clay



Green

Actual colors may vary from brochure due to fluctuations in the printing process. Always request a color sample from your Distributor for accurate color matching before ordering your door.

Two-toned painted finishes



Gray/White



Clay/White



Green/White

With two-tone option the trim boards are white (standard).

Stained finishes



Mahogany



Walnut



Oak



Red Oak



Honduran Mahogany



Gray



Clay



Green



Model 7540, A panel (303), 7' high, White painted finish, 6 Window Arched, decorative hardware

Carriage House COLLECTION
Decorative Accents

Select your windows and decorative hardware

3 Choose a window style



Single car Plain Window Square
 Double car Plain Window Square



6 Window Square
 12 Window Square



8 Window Square
 16 Window Square



12 Window Square
 24 Window Square



Single car 16 Window Square
 Double car 32 Window Square



Plain Window Arched
 Plain Window Arched



6 Window Arched
 12 Window Arched



8 Window Arched
 16 Window Arched



Single car 12 Window Arched
 Double car 24 Window Arched




16 Window Arched
 32 Window Arched

Option of single or double arch for double car doors. Models are also available in solid arched top panels (no windows).

Choose a glass type



Clear



Obscure

Actual glass may vary from brochure photos due to fluctuations in the printing process. Check with your Overhead Door™ Distributor to view a glass sample.

4 Choose your hardware



Spear hinge



Arrow hinge



Fleur-de-Lis hinge



Lift handle



Pull handles



Hammered knockers

For more hardware options contact your Overhead Door™ Distributor or see our website.

Carriage House COLLECTION
Garage Door Opener

Choose your opener

5 Choose your opener



Be sure to ask about our complete line of Overhead Door® garage door openers. Powerful, quiet and durable, these garage door openers are designed for performance, safety and convenience. Your Overhead Door™ Distributor will help you choose the opener that best suits your door and preferences.



Model 7540 ,E4 panel (308), 7' high, Clay/White painted finish

Transform Your Home with the DoorView® Visualization Tool.

Go to overhaddoor.com to try our online interactive software tool that lets you visualize what your home would look like with a new Overhead Door™ garage door. Contact your local Overhead Door™ Distributor for more information and to receive a quote.



Model 5740, E3 panel (307), 7' high, Clay/White painted finish, 12 Window Square

The Genuine. The Original.

Since 1921, Overhead Door Corporation has not only raised the standards of excellence for the industry – we’ve created them. We created the first sectional garage door in 1921 and the first electric garage door opener in 1926.

Today, our network of over 400 Overhead Door™ Distributors are still leading the way with innovative solutions and unmatched installation, service and support. So look for the Red Ribbon. It’s your guarantee that you’re getting the genuine, the original Overhead Door™ products and services.

SOLD AND DISTRIBUTED BY:



2501 S. State Hwy. 121 Bus., Suite 200, Lewisville, TX 75067
1-800-929-DOOR • sales@overhaddoor.com
overhaddoor.com