
Signature[®] Carriage Wood

COLLECTION



Custom crafted wood doors provide distinctive charm and unmatched luxury

The Genuine. The Original.

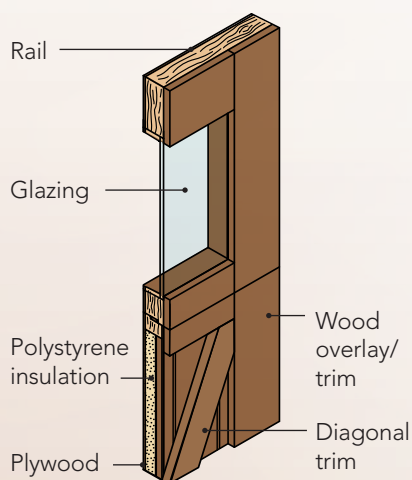


Built Better from the Inside Out

Door construction

Signature® Carriage Wood doors combine the classic swing-open appearance and detailing of carriage house wood doors with the convenience of sectional garage doors. Inspired by Amish craftsmen, premium wood is transformed into the finest garage doors.

MODEL 9960 (580) PREMIUM CONSTRUCTION

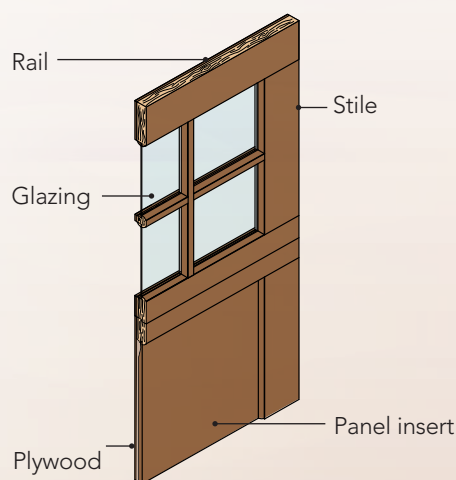


Paint or stain grade, insulation standard.

2" four-layer construction†.

Polystyrene insulation provides an R-value of 4.75*.

MODEL 9940/9950 (570) STANDARD CONSTRUCTION



Paint or stain grade, insulation optional.

Up to 1⁵/₈" thick rail and stile construction with panel inserts.

World class door manufactured from the finest wood types available.

Polystyrene insulation adds thermal efficiency to your home, reduces street noise and provides quieter door operation.

Our WindStorm™ wind load-rated system is available on select products to meet regulations for a variety of wind speed.

Multiple designs and options let you choose the perfect complement to your home with our style, window, wood species and glass options.

Limited Warranty

Signature® Carriage Wood Collection garage doors are backed by a 1 year limited warranty. See full text of warranty for details.

† Thickness may vary slightly depending on wood type.

* Overhead Door Corporation uses a calculated door section R-value for our insulated doors.

Note:
Previous model numbers and panel styles are noted in parentheses in gray.

Signature® Carriage Wood COLLECTION

Elegant carriage house designs add sophistication to your home



Cover image: Parson Series, Vertical Board (PR3) panel (580 Bristol Wide), 6PS- Three over Three Square Top windows
Image above: Ponderosa Series, Diagonal (X) panel, (580 Buchanan) stained finish, 4PA- Four Pane Arched Top windows, decorative hardware

Signature® Carriage Wood COLLECTION

Premium wood and hand-crafted construction for lasting beauty



Ponderosa Series, A Shaped Overlay (A) panel (580 Sierra), Arched Top

Signature® Carriage Wood COLLECTION

Garage doors built on timeless style and classic charm



Ponderosa Series, Vertical Board (R4) panel, (580 Bristol Narrow), White paint finish, 4PD- Four Pane Double Arched Top

1

Choose a Design

Three series of door styles

Parson Series



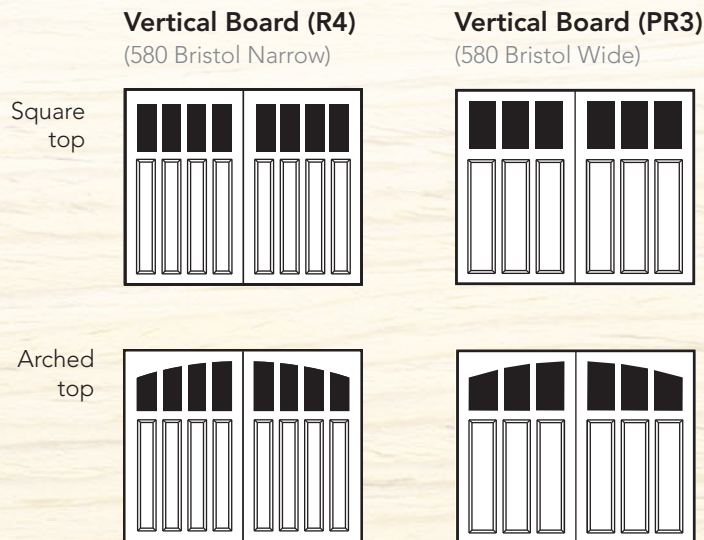
Parson Series, Vertical Board (R4) panel (580 Bristol Narrow), 4PS- Four Pane Square Top windows

Parson Series

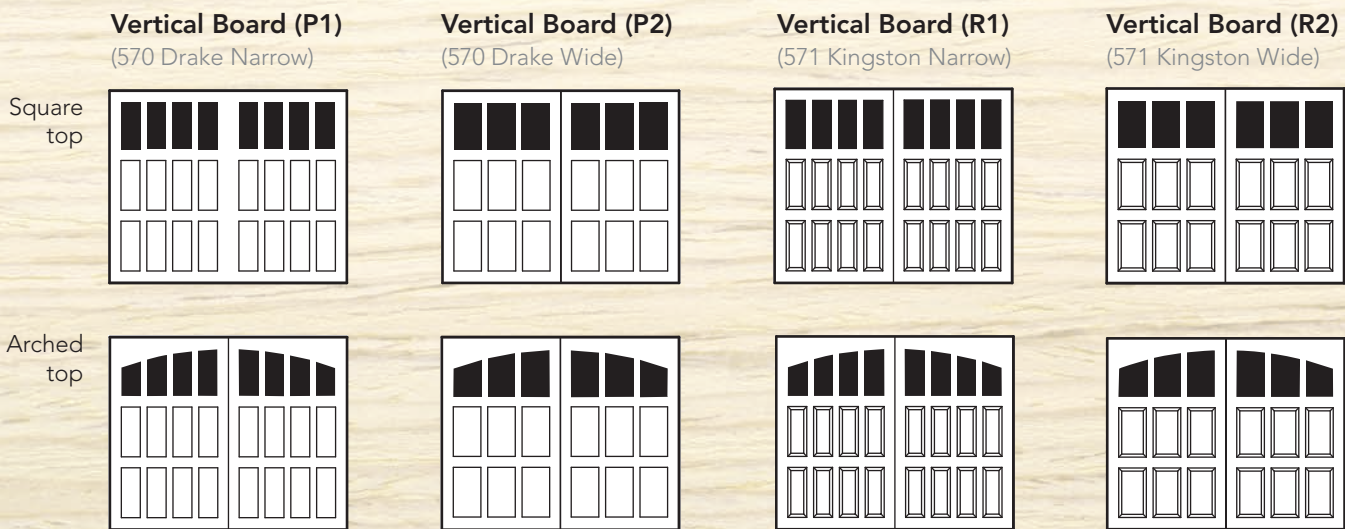
Note:
Previous model
numbers and panel
styles are noted in
parentheses in gray.

*Simply sophisticated, the Parson Series' classic
solid wood designs are the essence of luxury.
Doors provided unfinished, in paint-grade or stain-grade wood.*

Model 9960 Premium Construction (Insulated)



Model 9940/9950 Standard Construction (Insulation optional)



Doors come standard without windows. Doors above are pictured with optional windows.
See additional window options on page 14.

Ponderosa Series



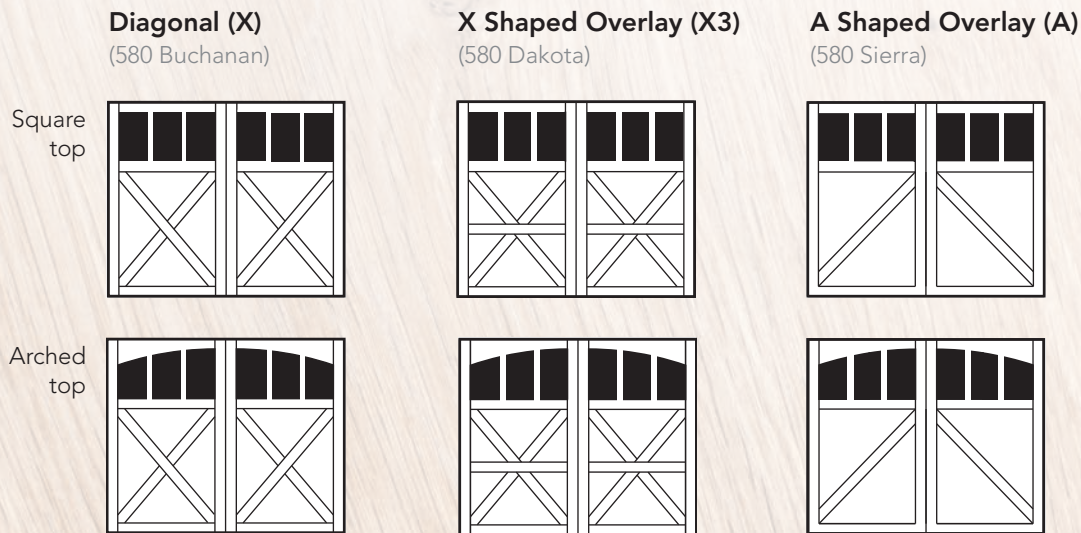
Ponderosa Series, Model 9960, A Shaped Overlay panel (580 Sierra), 3PS- Three Pane Square Top windows

Ponderosa Series

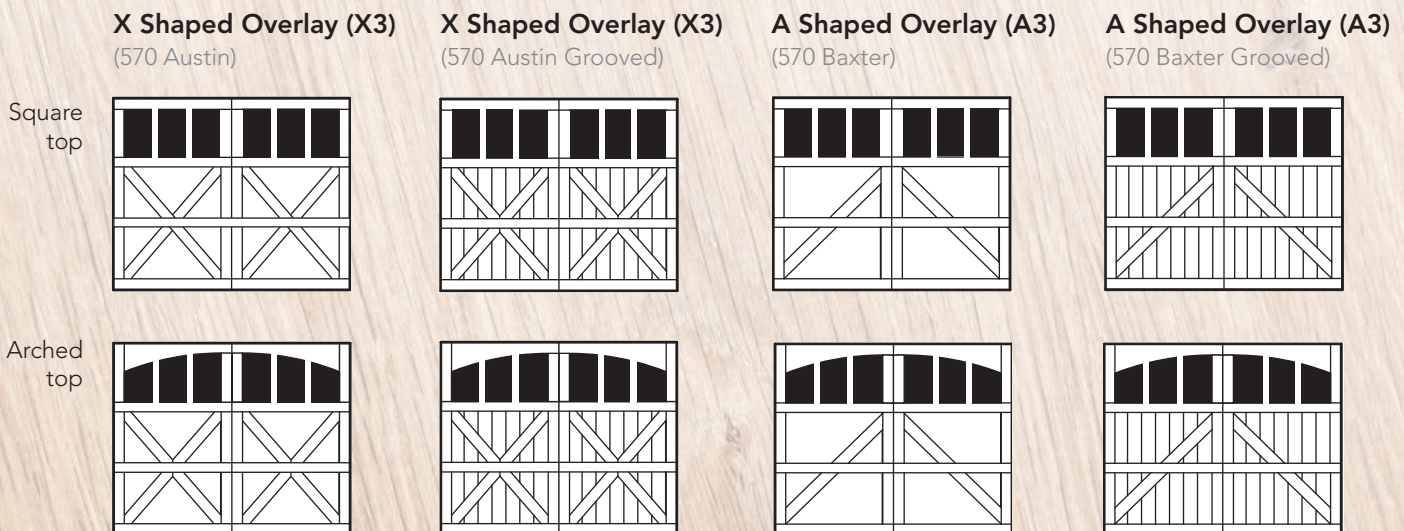
Note:
Previous model
numbers and panel
styles are noted in
parentheses in gray.

*Ponderosa Series doors showcase rich details and rugged character.
Their striking lines evoke the spirit of American charm.
Doors provided unfinished, in paint-grade or stain-grade wood.*

Model 9960 Premium Construction (Insulation* standard)



Model 9940 Standard Construction (Insulation optional)



Doors come standard without windows. Doors above are pictured with optional windows.
See additional window options on page 14.

*Insulated R-value 4.75. Overhead Door Corporation uses a calculated door section R-value for our insulated doors.

Villa Madre Series



*Villa Madre Series, Model 9940, Horizontal/Grooved Overlay, (570 Castille Grooved),
3PS- Three Pane Square Top windows, decorative hardware*

Villa Madre Series

Note:
Previous model numbers and panel styles are noted in parentheses in gray.

Capturing the romantic lines and distinguished flare of old world estates, Villa Madre Series doors exemplify elegance and style. Doors provided unfinished, in paint-grade or stain-grade wood.

Model 9960 Premium Construction (Insulation* standard)

| | Horizontal Overlay (H) (580 Ortega) | Vertical Overlay (C2) (580 Medina) | Vertical Overlay (C3) (580 Pizarro) | Vertical Overlay (C4) (580 Cruz) |
|------------|--|---------------------------------------|--|-------------------------------------|
| Square top | | | | |
| Arched top | | | | |

Model 9940

Standard Construction
(Insulation optional)

Villa Madre Series, Model 9960, Vertical Overlay (580 Pizarro), 3PS- Three Pane Square Top windows with speciality glass, decorative hardware

Horizontal/Grooved Overlay (HG)
(570 Castille Grooved)

| | |
|------------|--|
| Square top | |
| Arched top | |



See additional window options on page 14.

*Insulated R-value 4.75. Overhead Door Corporation uses a calculated door section R-value for our insulated doors.

Custom Creations

*Unique in every way, our custom wood doors bring your dreams to life to create a one of a kind masterpiece.
Contact your Overhead Door™ Distributor for details.*



Custom door, decorative hardware

2 Choose a wood species

Select the material for your door

Doors provided unfinished, in paint-grade or stain-grade wood.

Note:
Previous model numbers and panel styles are noted in parentheses in gray.



| | Western Red Cedar | Hemlock | Sapele Mahogany | Meranti | Douglas Fir | Knotty Cedar |
|---------------------------------|-------------------------|----------------|--------------------|------------|----------------|--------------|
| Strength & stability | ***** | **** | *** | *** | **** | ** |
| Wood grain | Vertical or tight grain | Vertical grain | Interlocking grain | Flat grain | Vertical grain | Tight grain |

MODEL 9960 (580) PREMIUM CONSTRUCTION

Parson Series

| | | | | | | |
|-------------------------|----------|----------|---------------|---------------|---------------|---------------|
| R4 (580 Bristol Narrow) | Optional | Optional | Not available | Not available | Not available | Not available |
| PR3 (580 Bristol Wide) | Optional | Optional | Not available | Not available | Not available | Not available |

Ponderosa Series

| | | | | | | |
|------------------|----------|----------|----------|----------|----------|----------|
| X (580 Buchanan) | Optional | Optional | Optional | Optional | Optional | Optional |
| X3 (580 Dakota) | Optional | Optional | Optional | Optional | Optional | Optional |
| A (580 Sierra) | Optional | Optional | Optional | Optional | Optional | Optional |

Villa Madre Series

| | | | | | | |
|------------------|----------|----------|----------|----------|----------|----------|
| H (580 Ortega) | Optional | Optional | Optional | Optional | Optional | Optional |
| C2 (580 Medina) | Optional | Optional | Optional | Optional | Optional | Optional |
| C3 (580 Pizarro) | Optional | Optional | Optional | Optional | Optional | Optional |
| C4 (580 Cruz) | Optional | Optional | Optional | Optional | Optional | Optional |

MODELS 9940/9950 (570/571) STANDARD CONSTRUCTION

Parson Series

| | | | | | | |
|--------------------------|---------------|---------------|---------------|---------------|---------------|---------------|
| P1 (570 Drake Narrow) | Not available | Not available | Not available | Not available | Not available | Not available |
| P2 (570 Drake Wide) | Not available | Not available | Not available | Not available | Not available | Not available |
| R1 (571 Kingston Narrow) | Optional | Optional | Not available | Not available | Not available | Not available |
| R2 (571 Kingston Wide) | Optional | Optional | Not available | Not available | Not available | Not available |

Ponderosa Series

| | | | | | | |
|-----------------|---------------|---------------|---------------|---------------|---------------|---------------|
| X3 (570 Austin) | Not available | Not available | Not available | Not available | Not available | Not available |
| A3 (570 Baxter) | Not available | Not available | Not available | Not available | Not available | Not available |

Villa Madre Series

| | | | | | | |
|---------------------------|----------|----------|----------|---------------|---------------|---------------|
| HG (570 Castille Grooved) | Optional | Optional | Optional | Not available | Not available | Not available |
|---------------------------|----------|----------|----------|---------------|---------------|---------------|

Paint grade Medium Density Overlay (MDO) also available. Contact your Overhead Door™ Distributor to see samples of wood options.

3

Choose a window

Customize your door with windows and glass types

Choose a window style

Single Door



3PS- Three Pane Square Top



3PA- Three Pane Arched Top



4PS- Four Pane Square Top




4PA- Four Pane Arched Top




6PS- Three over Three Square Top



6PA- Three over Three Arched Top



8PS- Four over Four Square Top



8PA- Four over Four Arched Top



2PS- Two Pane Square Top



2PA- Two Pane Arched Top



22S- Two over Two Square Top



22A- Two over Two Arched Top

Double Door



3PS- Three Pane Square Top



3PA- Three Pane Arched Top



4PS- Four Pane Square Top



4PA- Four Pane Arched Top




6PS- Three over Three Square Top



6PA- Three over Three Arched Top



8PS- Four over Four Square Top



8PA- Four over Four Arched Top



2PS- Two Pane Square Top



2PA- Two Pane Arched Top



22S- Two over Two Square Top



22A- Two over Two Arched Top

Double Door - Double Arch



3PD- Three Pane Double Arched Top



4PD- Four Pane Double Arched Top



6PD- Three over Three Double Arched Top



8PD- Four over Four Double Arched Top



2PD- Two Pane Double Arched Top



22D- Two over Two Double Arched Top

Not all window options are available for all models. Consult your Overhead Door™ Distributor for additional options that may be available.

Choose a glass type


Double Strength (DSB) glass comes standard.
In addition we offer an array of choices to complement your home.



Clear



Satin Etched



Obscure

4

Choose your decorative hardware

Customize your door with hardware



Spade Design Hammered Hinge



Heritage Hinge



Bean Design Hinge



Traditional Hammertone Hinge



Pyramid Studs



Traditional Hammertone Handle



Bean Design Handle



Large Hammered Iron Handle



Round Studs



Fleur De Lis Levers



Lion Head Knocker



Arrow Corner Hardware

For full decorative hardware options contact your Overhead Door™ Distributor.

5

Choose your opener

Finish with selecting the right opener



Be sure to ask about our complete line of Overhead Door® garage door openers. Powerful, quiet and durable, these garage door openers are designed for performance, safety and convenience. Your Overhead Door™ Distributor will help you choose the opener that best suits your door and preferences.



Villa Madre Series, Horizontal Overlay (H), (580 Ortega), Oak finish, 6PA - Three over Three Arched Top windows

The Genuine. The Original.

Since 1921, Overhead Door Corporation has not only raised the standards of excellence for the industry – we’ve created them. We created the first sectional garage door in 1921 and the first electric garage door opener in 1926.

Today, our network of over 400 Overhead Door™ Distributors are still leading the way with innovative solutions and unmatched installation, service and support. So look for the Red Ribbon. It’s your guarantee that you’re getting the genuine, the original Overhead Door™ products and services.

SOLD AND DISTRIBUTED BY:

**Overhead Door Company
of Kearney
(308) 234-3667**

The Genuine. The Original.



2501 S. State Hwy. 121 Bus., Suite 200, Lewisville, TX 75067
**1-800-929-DOOR • sales@overheaddoor.com
overheaddoor.com**

