

Traditional Wood COLLECTION




Model 3260 (454), Raised Panel design, Sunray windows, custom stain finish

MODELS **3240 & 3260** Rail and stile wood garage doors with timeless elegance

Raised Panel Model 3260 (454)

- 1 Door Sections** are constructed of $1\frac{3}{8}$ " thick finger-jointed wood rails and stiles; with solid stain-grade rails and stiles as an option
- 2 Raised Panels** are constructed of $\frac{3}{4}$ " solid wood; edge-glued panels



Framed Panel Model 3240 (450, 453)

- 1 Door Sections** are constructed of $1\frac{3}{8}$ " thick finger-jointed wood rails and stiles; with solid stain-grade rails and stiles as an option
- 3 Center of Framed Panel** is constructed of durable, $\frac{1}{4}$ " exterior - grade hardboard

Mortise and tenon joints are glued and steel-pinned for increased strength and durability

Shiplap section design provides weather-tight fit and smooth operation

Rust resistant track and hardware are constructed of hot-dipped galvanized steel

Backed by **1-Year Limited warranty**

The Genuine. The Original.

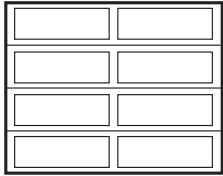


Door Designs


Select your door panel style

1 Choose a panel style

Framed Panel designs Model 3240 (450, 453), Light Framed (FP1) or Heavy Framed (FP2)



4-2




4-4

1 car design shown.
Both panels are also available for 2 car designs.


Raised Panel designs Model 3260 (454), Finger-jointed (RP1) or Solid (RP34)




4-2



4-3



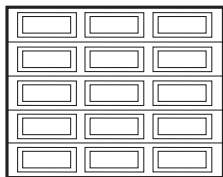
4-4




4-6



5-2







5-3



5-6

1 car design shown.
Also available for 2 car designs.
Decorative carved Raised Panel designs available. Consult your Overhead Door™ Distributor for details.

MODEL 3240 LIGHT FRAMED PANEL	MODEL 3240 HEAVY FRAMED PANEL	MODEL 3260 RAISED PANEL (PAINT GRADE)	MODEL 3260 RAISED PANEL (STAIN GRADE)
			
Features hardbord flat panels, thin rails & stiles	Features hardbord flat panels, thick rails & stiles	Features Hemlock panels, stiles and rails (finger-jointed)	Features Hemlock panels stiles and rails (solid, one piece)
Smooth plywood panel option available	Smooth plywood panel option available	Hardboard raised panel option available	Meranti Mahogany and Cedar panel options available



Raised Panel design, Model 3260 (454), 5 sections/6 panels, plain short panel windows, custom stain finish

Door Designs

Customize your door with windows

2 Choose a window style

Framed Panel windows Model 3240



Plain short panel



Plain long panel



Cathedral



False Sunray*



4 Panel – 2 over 2



2 Panel – 3 over 3



2 Panel – 4 over 4



2 Panel – 5 over 5

*Molded designs with plastic inserts may not fit all panel sizes. Consult your distributor for availability.

Raised Panel windows Model 3260



Plain short panel



Plain long panel



Cathedral



Real Sunray



4 Panel – 2 over 2



2 Panel – 3 over 3



2 Panel – 4 over 4



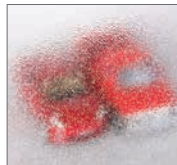
2 Panel – 5 over 5

Choose a glass type

Clear glass comes standard. Additional glass options are available, including 1/8" tempered and 1/8" double strength (DSB). Actual glass may vary from brochure photos due to fluctuations in the printing process. Check with your Overhead Door™ Distributor to view a glass sample.



Clear



Obscure



Satin Etched

3 Choose your hardware



Spear Hinge (16" and 18" available)



Bean Hinge (16" only)



Large Spear Handle



Small Spear Handle



Large Bean Handle



Fleur De Lis Levers



Iron Studs

4 Choose your opener



Be sure to ask about our complete line of Overhead Door® garage door openers. Powerful, quiet and durable, these garage door openers are designed for performance, safety and convenience. Your Overhead Door™ Distributor will help you choose the opener that best suits your door and preferences.

Transform Your Home with the DoorView® Visualization Tool.

Go to overheaddoor.com to try our online interactive software tool that lets you visualize what your home would look like with a new Overhead Door™ garage door. Contact your local Overhead Door™ Distributor for more information and to receive a quote.



Model 3240, (453) Framed Panel, White paint finish, 4Panel – 2 over 2 windows

The Genuine. The Original.

Since 1921, Overhead Door Corporation has not only raised the standards of excellence for the industry – we’ve created them. We created the first sectional garage door in 1921 and the first electric garage door opener in 1926.

Today, our network of over 400 Overhead Door™ Distributors are still leading the way with innovative solutions and unmatched installation, service and support. So look for the Red Ribbon. It’s your guarantee that you’re getting the genuine, the original Overhead Door™ products and services.

SOLD AND DISTRIBUTED BY:

Overhead Door Company
of Kearney
(308) 234-3667

The Genuine. The Original.



2501 S. State Hwy. 121 Bus., Suite 200, Lewisville, TX 75067
1-800-929-DOOR • sales@overheaddoor.com
overheaddoor.com

